The National Domestic Violence
HOTLINE
1.800.799.SAFE (7233) • 1.800.787.3224 (TTY)

Alabama State Report

Based on Hotline contacts documented January–June 2015

In the first half of 2015, the National Domestic Violence Hotline documented **721 contacts** from Alabama. The state ranks 27 in terms of Hotline contact volume. The Hotline provides Crisis Intervention, Safety Planning, Referrals and DV Education for these contacts.

Phone	660
Chat	61
Other	0
TTY	0
Total	**721**

Who is calling from Alabama?

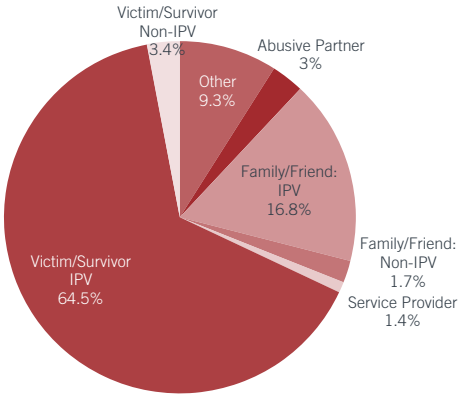

Caller Type

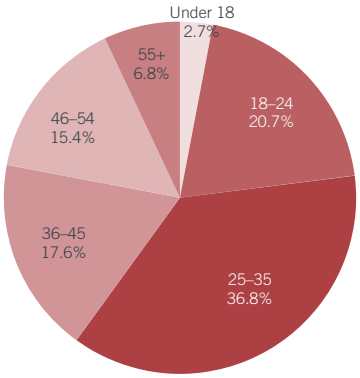

Victim Age

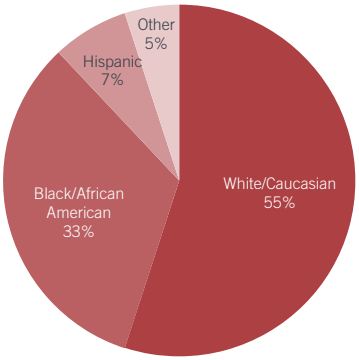

Caller Ethnicity

Caller Type Definitions:

Victim/Survivor: IPV (Intimate Partner Violence) – *a victim or survivor of abuse from his/her partner or spouse*
Friend/Family: IPV (Intimate Partner Violence) – *a friend or family member of a victim/survivor of IPV*
Victim/Survivor: Non-IPV– *a victim or survivor of abuse by anyone else: parent, sibling, caretaker, etc.*
Friend/Family: Non-IPV – *a friend or family member of a victim of any other type of abuse, such as child or elder abuse*
Service Provider – *a caller from any agency, including other domestic violence agencies, which provides social services*
Abusive Partner – *a caller who identifies as abusive or who an Advocate believes to be an abusive partner*
Other – *any caller about whom an Advocate is able to gather info, but who does not fit into an above category; this might include callers like law enforcement or medical professionals*

Top 10 Cities in Contact Volume

1. Birmingham	19%
2. Montgomery	10%
3. Huntsville	9%
4. Mobile	7%
5. Dothan	3%
6. Tuscaloosa	3%
7. Florence	2%
8. Gadsden	2%
9. Pelham	2%
10. Auburn	2%
Total:	59%

The National Domestic Violence Hotline is a 501c3 organization that relies on generous contributions from the public, government and corporations to continue operation.

What are victims experiencing?

94%

Emotional/Verbal Abuse

degradation, threats, insults, humiliation, isolation, etc.

69%

Physical Abuse

hitting, biting, choking, etc.

7%

Sexual Abuse

rape, exploitation, coercion, etc.

11%

Economic/Financial Abuse

control finances, ruin credit, etc.

2%

Digital Abuse

steal passwords, constant texts, etc.

Referrals to Service Providers

706

Offers to Direct Connect

392

Referrals to Other Resources

68

Most Commonly Disclosed Special Factors in Victims' Experiences

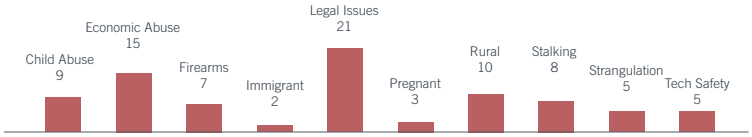

Those disclosing legal issues:

Custody/Visitation	68	33%
Divorce	41	20%
Citizenship/Documentation	3	1%
Interstate Custody	13	6%
Other	88	43%
Protective Orders	79	39%

Commonly Requested Hotline Services:

Legal Representation	60	8%
DV Nonresidential Services	98	13%
DV Support Groups	122	16%
Individual Professional Counseling	159	20%
Legal Advocacy	123	16%
Domestic Violence Shelter	169	22%

Top Resource Referrals

Womenslaw.org

Alabama Statewide Hotline

211 - United Way

Childhelp National Child Abuse Hotline

Battered Women's Justice Project - Criminal and Civil Justice Office

This project was supported in part by Grant No. 2014-CY-AX-K001, awarded by the Office on Violence Against Women, U.S. Department of Justice. The opinions, findings, conclusions and recommendations expressed in this publication are those of the author(s) and do not necessarily reflect the views of the Department of Justice, Office on Violence Against Women.

The production of this publication was supported in part by Grant Number 90EV0407 from the Department of Health and Human Services, Administration for Children and Families. Its contents are solely the responsibility of the National Domestic Violence Hotline and do not necessarily represent the official views of the Department of Health and Human Services, Administration for Children and Families.