





The National Domestic Violence
HOTLINE

1.800.799.SAFE (7233) • 1.800.787.3224 (TTY)

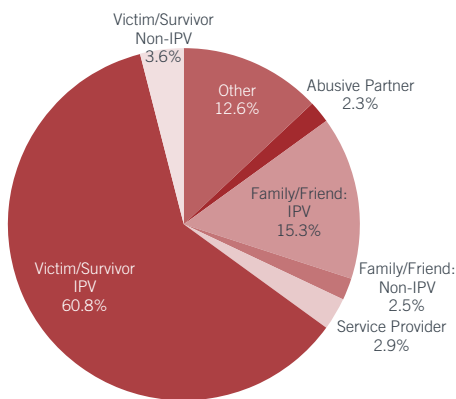
Arkansas State Report

Based on Hotline contacts documented January–June 2015

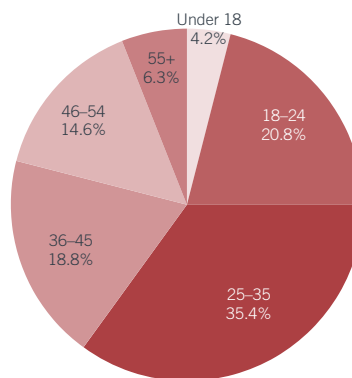
In the first half of 2015, the National Domestic Violence Hotline documented **452 contacts** from Arkansas. The state ranks 36 in terms of Hotline contact volume. The Hotline provides Crisis Intervention, Safety Planning, Referrals and DV Education for these contacts.

	Phone	407
	Chat	45
	Other	0
	TTY	0
	Total	452

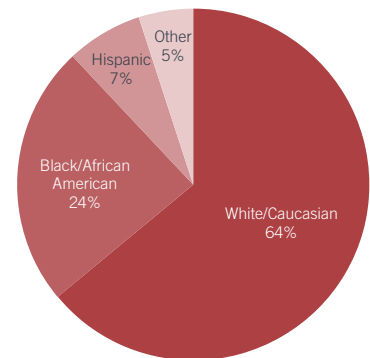
Who is calling from Arkansas?



Caller Type



Victim Age



Caller Ethnicity

Caller Type Definitions:

- Victim/Survivor: IPV (Intimate Partner Violence) – a victim or survivor of abuse from his/her partner or spouse
- Friend/Family: IPV (Intimate Partner Violence) – a friend or family member of a victim/survivor of IPV
- Victim/Survivor: Non-IPV– a victim or survivor of abuse by anyone else: parent, sibling, caretaker, etc.
- Friend/Family: Non-IPV – a friend or family member of a victim of any other type of abuse, such as child or elder abuse
- Service Provider – a caller from any agency, including other domestic violence agencies, which provides social services
- Abusive Partner – a caller who identifies as abusive or who an Advocate believes to be an abusive partner
- Other – any caller about whom an Advocate is able to gather info, but who does not fit into an above category; this might include callers like law enforcement or medical professionals

Top 10 Cities in Contact Volume

1. Little Rock	20%
2. Fayetteville	5%
3. Fort Smith	4%
4. Bentonville	3%
5. Jonesboro	3%
6. Pine Bluff	3%
7. Springdale	3%
8. Jacksonville	3%
9. Rogers	2%
10. El Dorado	2%
Total:	48%

The National Domestic Violence Hotline is a 501c3 organization that relies on generous contributions from the public, government and corporations to continue operation.

What are victims experiencing?

95%

Emotional/Verbal Abuse

degradation, threats, insults, humiliation, isolation, etc.

73%

Physical Abuse

hitting, biting, choking, etc.

9%

Sexual Abuse

rape, exploitation, coercion, etc.

8%

Economic/Financial Abuse

control finances, ruin credit, etc.

1%

Digital Abuse

steal passwords, constant texts, etc.



Referrals to Service Providers

496

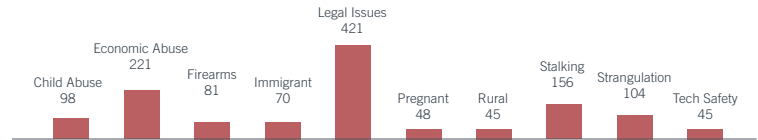
Offers to Direct Connect

230

Referrals to Other Resources

114

Most Commonly Disclosed Special Factors in Victims' Experiences



Those disclosing legal issues:

Custody/Visitation	31	28%
Divorce	21	19%
Citizenship/Documentation	2	2%
Interstate Custody	6	5%
Other	57	52%
Protective Orders	37	34%

Commonly Requested Hotline Services:

Legal Representation	37	8%
DV Nonresidential Services	53	12%
DV Support Groups	75	17%
Individual Professional Counseling	92	20%
Legal Advocacy	84	19%
Domestic Violence Shelter	112	25%

Top Resource Referrals

- Womenslaw.org
- Arkansas Coalition Against Domestic Violence
- 211 - United Way
- Crime Victims Compensation and Statewide Victim Services
- National Suicide Prevention Lifeline

This project was supported in part by Grant No. 2014-CY-AX-K001, awarded by the Office on Violence Against Women, U.S. Department of Justice. The opinions, findings, conclusions and recommendations expressed in this publication are those of the author(s) and do not necessarily reflect the views of the Department of Justice, Office on Violence Against Women.



The production of this publication was supported in part by Grant Number 90EV0407 from the Department of Health and Human Services, Administration for Children and Families. Its contents are solely the responsibility of the National Domestic Violence Hotline and do not necessarily represent the official views of the Department of Health and Human Services, Administration for Children and Families.